

Platypus Australian Equities Fund

ARSN 119 236 403

Annual financial report for the year ended 30 June 2018

Platypus Australian Equities Fund

ARSN 119 236 403

Annual financial report for the year ended 30 June 2018

Contents	Page
Directors' report	2
Auditor's independence declaration	5
Statement of comprehensive income	6
Statement of financial position	7
Statement of changes in net assets attributable to unitholders - liability	8
Statement of cash flows	9
Notes to the financial statements	10
Directors' declaration	25
Independent auditor's report to the unitholders of Platypus Australian Equities Fund	26

Directors' report

The directors of Australian Unity Funds Management Limited (ABN 60 071 497 115), the Responsible Entity of Platypus Australian Equities Fund ("the Scheme"), present their report together with the financial statements of the Scheme for the year ended 30 June 2018.

Directors

The following persons were directors of the Responsible Entity during the whole of the year and up to the date of this report (unless otherwise stated):

Rohan Mead, Chairman and Group Managing Director
David Bryant, Chief Executive Officer, Wealth & Capital Markets and Chief Investments Officer
Esther Kerr-Smith, Group Executive Finance & Strategy (appointed 23 October 2017)
Kevin McCoy, Chief Executive Officer, Independent & Assisted Living (resigned 27 November 2017)

Principal activities

The Scheme aims to provide strong returns over the medium to long term regardless of the performance of the broader Australian share market. The Scheme invests in companies and trusts listed or soon to be listed on the Australian Stock Exchange that offers opportunities for above average investment returns through their growth potential.

The Scheme's assets are managed by Platypus Asset Management Pty Ltd. Australian Unity Funds Management Limited owns 50% of Platypus Asset Management Pty Ltd. The remaining ownership interest is held by key investment personnel and associates of Platypus Asset Management Pty Ltd.

Review and results of operations

For the year ended 30 June 2018, the Scheme's:

- Wholesale units posted a total return of 25.89% (split between a distribution return of 12.71% and a growth return of 13.18%.)*
- Retail units posted a total return 25.41% (split between a distribution return of 12.15% and a growth return of 13.26%.)*

Unit prices (ex distribution) as at 30 June 2018 (2017) are as follows:

Wholesale units \$1.3952 (\$1.2332)*

Retail units \$1.4182 (\$1.2525)*

* The reported performance numbers and reported unit prices (which are not audited) have been derived based on the declared unit prices calculated in accordance with the Responsible Entity's unit pricing policy and are not based on the net assets of these IFRS compliant financial statements. Return calculations assume reinvestment of distributions.

The performance of the Scheme, as represented by the results of its operations, was as follows:

	2018	2017
	\$'000	\$'000
Profit before finance costs attributable to unitholders	<u>22,629</u>	<u>10,879</u>
<i>Distributions</i>		
Distributions paid and payable	<u>11,258</u>	<u>21,689</u>

Significant changes in the state of affairs

The Scheme has amended its constitution as part of a process to become eligible to elect into the new Attribution Managed Investment Trust ("AMIT") tax regime.

The Scheme has satisfied the eligibility for AMIT and has been operated as an AMIT effective 1 July 2017. The AMIT regime enacted under the *Tax Laws Amendment (New Tax System for Managed Investment Trusts) Act 2016 (Cth)* has changed the way to which the net taxable income of a trust is allocated to its unitholders. Where a trust is an AMIT, responsible entities and trustees are required to attribute the trust's net taxable income to unitholders on a fair and reasonable basis in accordance with the tax law, taking into account the unitholders entitlement to distributable income.

In the opinion of the directors, there were no other significant changes in the state of the affairs of the Scheme that occurred during the year.

Events occurring after end of the year

No matter or circumstance has arisen since 30 June 2018 that has significantly affected, or may significantly affect the operations of the Scheme, the results of operations, or the state of the Scheme's affairs in future reporting periods, except those mentioned elsewhere in the report.

Directors' report (continued)

Likely developments and expected results of operations

The Scheme will continue to be managed in accordance with the investment objectives and guidelines as set out in the governing documents of the Scheme and in accordance with the provisions of the Scheme's Constitution.

Further information on likely developments in the operations of the Scheme and the expected results of those operations have not been included in this report because the Responsible Entity believes it would be likely to result in unreasonable prejudice to the Scheme.

Indemnification and insurance of officers and auditors

No insurance premiums are paid for out of the assets of the Scheme in regards to insurance cover provided to either the officers of Australian Unity Funds Management Limited or the auditors of the Scheme. So long as the officers of Australian Unity Funds Management Limited act in accordance with the Scheme's Constitution and the *Corporations Act 2001*, the officers remain indemnified out of the assets of the Scheme against losses incurred while acting on behalf of the Scheme. The auditors of the Scheme are in no way indemnified out of the assets of the Scheme.

Fees paid to and interests held in the Scheme by the Responsible Entity or its associates

Fees paid to the Responsible Entity and its associates out of Scheme property during the year are disclosed in Note 10 to the financial statements.

No fees were paid out of Scheme property to the directors of the Responsible Entity during the year.

The number of interests in the Scheme held by the Responsible Entity or its associates as at the end of the year are disclosed in Note 10 to the financial statements.

Units in the Scheme

The movement in units on issue in the Scheme during the year are disclosed in Note 5 to the financial statements.

The value of the Scheme's assets and liabilities is disclosed in the statement of financial position and derived using the basis set out in Note 2 to the financial statements.

Environmental regulation

The Scheme operations are not subject to environmental regulations under Australian law.

Rounding of amounts to the nearest thousand dollars


The Scheme is an entity of the kind referred to in ASIC Corporations Instrument 2016/191 issued by the Australian Securities and Investments Commission relating to the "rounding off" of amounts in the directors' report. Amounts in the directors' report have been rounded to the nearest thousand dollars, where indicated.

Directors' report (continued)

Auditor's Independence Declaration

A copy of the auditor's independence declaration as required under section 307C of the *Corporations Act 2001* is set out on page 5.

Signed in accordance with a resolution of the directors of Australian Unity Funds Management Limited.



Director



Director

20 September 2018



Auditor's Independence Declaration

As lead auditor for the audit of Platypus Australian Equities Fund for the year ended 30 June 2018, I declare that to the best of my knowledge and belief, there have been:

- (a) no contraventions of the auditor independence requirements of the *Corporations Act 2001* in relation to the audit; and
- (b) no contraventions of any applicable code of professional conduct in relation to the audit.

A handwritten signature in blue ink, appearing to read 'G. Sagonas', is written over a faint, light blue grid background.

George Sagonas
Partner
PricewaterhouseCoopers

Melbourne
20 September 2018

Statement of comprehensive income

	Notes	2018 \$'000	2017 \$'000
Investment income			
Interest income		33	66
Dividend income		2,795	3,035
Net gains on financial instruments held at fair value through profit or loss	3	22,505	9,241
Other income		5	38
Total investment income		<u>25,338</u>	<u>12,380</u>
Expenses			
Responsible Entity's fees	10	1,066	1,268
Performance management fees	10	1,421	-
Transaction costs		222	233
Total expenses		<u>2,709</u>	<u>1,501</u>
Profit before finance costs attributable to unitholders		<u>22,629</u>	<u>10,879</u>
Finance costs attributable to unitholders			
Distributions to unitholders	6	(11,258)	(21,689)
(Increase)/decrease in net assets attributable to unitholders	5	(11,371)	10,810
Total comprehensive income attributable to unitholders		<u>-</u>	<u>-</u>

The above statement of comprehensive income should be read in conjunction with the accompanying notes.

Statement of financial position

	Notes	2018 \$'000	2017 \$'000
Assets			
Cash and cash equivalents	7	3,869	2,149
Receivables		758	800
Financial assets held at fair value through profit or loss	8	<u>108,299</u>	<u>104,746</u>
Total assets		<u>112,926</u>	<u>107,695</u>
Liabilities			
Distributions payable	6	10,305	20,361
Payables		<u>1,615</u>	<u>1,138</u>
Total liabilities (excluding net assets attributable to unitholders)		<u>11,920</u>	<u>21,499</u>
Net assets attributable to unitholders - liability	5	<u>101,006</u>	<u>86,196</u>

The above statement of financial position should be read in conjunction with the accompanying notes.

Platypus Australian Equities Fund
Statement of changes in net assets attributable to unitholders - liability
For the year ended 30 June 2018

Statement of changes in net assets attributable to unitholders - liability

	2018	2017
	\$'000	\$'000
Balance at the beginning of the year	86,196	141,914
Profit before finance costs attributable to unitholders	22,629	10,879
Distributions to unitholders	(11,258)	(21,689)
Applications	10,561	6,153
Redemptions	(10,643)	(51,569)
Units issued upon re-investment of distributions	<u>3,521</u>	<u>508</u>
Balance at the end of the year	<u>101,006</u>	<u>86,196</u>

The above statement of changes in net assets attributable to unitholders - liability should be read in conjunction with the accompanying notes.

Statement of cash flows

	Notes	2018 \$'000	2017 \$'000
<i>Cash flows from operating activities</i>			
Sale of financial instruments held at fair value through profit or loss		79,925	101,361
Purchase of financial instruments held at fair value through profit or loss		(61,620)	(90,578)
Interest received		32	74
Dividends received		2,604	3,143
Distributions received		-	140
GST received		69	105
Other income received		5	38
Responsible Entity's fees paid		(1,132)	(1,402)
Transaction costs paid		<u>(224)</u>	<u>(231)</u>
Net cash inflow from operating activities	11	<u>19,659</u>	<u>12,650</u>
 <i>Cash flows from financing activities</i>			
Proceeds from applications by unitholders		10,554	6,167
Payments for redemptions by unitholders		(10,700)	(25,324)
Distributions paid to unitholders		<u>(17,793)</u>	<u>(1,475)</u>
Net cash outflow from financing activities		<u>(17,939)</u>	<u>(20,632)</u>
 Net increase/(decrease) in cash and cash equivalents			
Cash and cash equivalents at the beginning of the year		<u>2,149</u>	<u>10,131</u>
Cash and cash equivalents at the end of the year		<u>3,869</u>	<u>2,149</u>

The above statement of cash flows should be read in conjunction with the accompanying notes.

Notes to the financial statements

	Page	
1	General information	11
2	Summary of significant accounting policies	11
3	Net gains/(losses) on financial instruments held at fair value through profit or loss	15
4	Auditor's remuneration	16
5	Net assets attributable to unitholders - liability	16
6	Distributions to unitholders	17
7	Cash and cash equivalents	17
8	Financial assets held at fair value through profit or loss	17
9	Financial risk management	17
10	Related party transactions	22
11	Reconciliation of profit/(loss) to net cash inflow/(outflow) from operating activities	24
12	Events occurring after end of year	24
13	Contingent assets and liabilities and commitments	24

1 General information

These financial statements cover Platypus Australian Equities Fund ("the Scheme") as an individual entity. The Scheme was constituted on 11 April 2006 and will terminate on the 80th anniversary or earlier in accordance with the Scheme's Constitution.

The Responsible Entity of the Scheme is Australian Unity Funds Management Limited (ABN 60 071 497 115) ("the Responsible Entity"), a wholly owned subsidiary of Australian Unity Limited (ABN 23 087 648 888). The Responsible Entity's registered office is Level 14, 114 Albert Road, South Melbourne, VIC 3205.

The Responsible Entity is incorporated and domiciled in Australia.

The financial statements are for the financial year 1 July 2017 to 30 June 2018.

The financial statements were authorised for issue by the directors of the Responsible Entity on 20 September 2018. The directors of the Responsible Entity have the power to amend and reissue the financial statements.

2 Summary of significant accounting policies

The principal accounting policies applied in the preparation of these financial statements are set out below. These policies have been consistently applied to all years presented, unless otherwise stated. Where appropriate, comparatives have been reclassified to enhance comparability with current year disclosures.

(a) Basis of preparation

These general purpose financial statements have been prepared in accordance with Australian Accounting Standards, other authoritative pronouncements of the Australian Accounting Standards Board (AASB) and the *Corporations Act 2001*.

The Scheme is a for-profit entity for the purposes of preparing financial statements.

The financial statements are prepared on the basis of fair value measurement of assets and liabilities except where otherwise stated.

The statement of financial position is presented on a liquidity basis. Assets and liabilities are presented in decreasing order of liquidity and are not distinguished between current and non-current. All balances are generally expected to be recovered or settled within 12 months, except for investments in financial assets and net assets attributable to unitholders where the amount expected to be recovered or settled within 12 months after the end of the year cannot be reliably determined.

(i) Compliance with Australian Accounting Standards and International Financial Reporting Standards

The financial statements of the Scheme comply with Australian Accounting Standards as issued by the Australian Accounting Standards Board (AASB) and also comply with International Financial Reporting Standards as issued by the International Accounting Standards Board.

These financial statements are presented in the local currency being Australian dollars.

(ii) Amended standards adopted by the Scheme

There are no new accounting standard amendments and interpretations that became mandatory for the first time for the year that were relevant to the Scheme.

(b) Financial instruments

(i) Classification

- *Financial assets and liabilities held at fair value through profit or loss*

The Scheme's investments are classified as held at fair value through profit or loss. They comprise:

- *Financial assets and liabilities designated at fair value through profit or loss upon initial recognition*

These include financial assets and financial liabilities that are not held for trading purposes and which may be sold. These may include investments in listed equities.

Financial assets and financial liabilities designated at fair value through profit or loss at inception are those that are managed and their performance evaluated on a fair value basis in accordance with the Scheme's documented investment strategy. The Scheme's policy is for the Responsible Entity to evaluate the information about these financial instruments on a fair value basis together with other related financial information.

The information on the fair value basis is provided internally to the Scheme's key management personnel. In addition, the designation of financial assets and financial liabilities at fair value through profit or loss will reduce any measurement or recognition inconsistencies and any accounting mismatch that would otherwise arise.

2 Summary of significant accounting policies (continued)

(b) Financial instruments (continued)

(i) Classification (continued)

• Loans and receivables/payables

Loans and receivables/payables are non-derivative financial assets/liabilities with fixed or determinable payments that are not quoted in an active market. This category includes short-term receivables/payables.

(ii) Recognition/derecognition

The Scheme recognises financial assets and financial liabilities on the date it becomes party to the contractual agreement (trade date) and recognises changes in fair value of the financial assets or financial liabilities from this date.

A financial asset (or, where applicable a part of a financial asset or part of a group of similar financial assets) is derecognised where:

- the rights to receive cash flows from the asset have expired;
- the Scheme retains the right to receive cash flows from the asset, but has assumed an obligation to pay them in full without material delay to a third party under a 'pass through' agreement; or
- the Scheme has transferred its rights to receive cash flows from the asset and either:
 - (a) has transferred substantially all the risks and rewards of the asset; or
 - (b) has neither transferred nor retained substantially all the risks and rewards of the asset but has transferred control of the asset.

A financial liability is derecognised when the obligation under the liability is discharged, cancelled or expired. Any gains or losses arising from derecognition of the asset (calculated as the difference between the disposal proceeds and the carrying amount of the asset) are included in the statement of comprehensive income in the year the asset is derecognised as realised gains or losses on financial instruments.

(iii) Measurement

• Financial assets and liabilities held at fair value through profit or loss

Financial assets and liabilities held at fair value through profit or loss are measured initially at fair value excluding any transaction costs that are directly attributable to the acquisition or issue of the financial asset or financial liability. Transaction costs on financial assets and financial liabilities held at fair value through profit or loss are expensed immediately. Subsequent to initial recognition, all instruments held at fair value through profit or loss are measured at fair value with changes in their fair value recognised in the statement of comprehensive income.

• Fair value in an active market

The fair value of financial assets and liabilities traded in active markets is based on their quoted market prices at the end of the year without any deduction for estimated future selling costs. Financial assets are priced at current bid prices, while financial liabilities are priced at current asking prices.

A financial instrument is regarded as quoted in active market if quoted prices are readily and regularly available from an exchange, dealer, broker, industry group, pricing service, or regulatory agency and those prices represent actual and regularly occurring market transactions on an arm's length basis.

The Scheme's financial instruments that are valued based on active markets generally include listed instruments, ranging from listed equities to listed unit trusts, where applicable.

• Fair value in an inactive or unquoted market

The fair value of financial assets and liabilities not traded in an active market is determined using valuation techniques. These include the use of recent arm's length market transactions, discounted cash flow techniques, option pricing models or any other valuation technique that provides a reliable estimate of prices obtained in actual market transactions.

Where discounted cash flow techniques are used, estimated future cash flows are based on management's best estimates and the discount rate used is the market rate at the end of the reporting period applicable for an instrument with similar terms and conditions.

For other pricing models, inputs are based on market data at the end of the reporting period.

There may be a difference between the fair value at initial recognition and amounts determined using a valuation technique. If such a difference exists, the Scheme recognises the difference in the statement of comprehensive income to reflect a change in factors, including time, that market participants would consider in setting a price.

The Scheme's financial instruments that are valued based on inactive or unquoted markets generally include unlisted instruments, ranging from investments in unlisted unit trusts, unlisted equity and/or debt securities to over the counter derivatives, where applicable.

2 Summary of significant accounting policies (continued)

(b) Financial instruments (continued)

(iv) Offsetting financial instruments

Financial assets and liabilities are offset and the net amount is reported in the statement of financial position when and only when, there is currently a legally enforceable right to offset the recognised amounts and there is an intention to settle on a net basis, or realise the asset and settle the liability simultaneously.

As at the end of the year, there are no financial assets or liabilities offset or with the right to offset in the statement of financial position.

(c) Net assets attributable to unitholders

Units are redeemable at the unitholders' option and are classified as financial liabilities, however, applications and redemptions may be suspended by the Responsible Entity if it is in the best interests of the unitholders.

The units can be put back to the Scheme at any time for cash based on the redemption price, which is equal to a proportionate share of the Scheme's net asset value attributable to the unitholders.

The units are carried at the redemption amount that is payable at balance sheet date if the holder exercises the right to put the units back to the Scheme. This amount represents the expected cash flows on redemption of these units.

(d) Cash and cash equivalents

For the purpose of presentation in the statement of cash flows, cash and cash equivalents includes cash on hand, deposits held at call with financial institutions, other short term, highly liquid investments with original maturities of three months or less from the date of acquisition that are readily convertible to known amounts of cash and which are subject to an insignificant risk of changes in value and bank overdrafts. Bank overdrafts, if any, are shown within borrowings in the statement of financial position.

Payments and receipts relating to the purchase and sale of investment securities are classified as cash flows from operating activities, as movements in the fair value of these securities represent the Scheme's main income generating activity.

(e) Investment income

Interest income and interest expenses are recognised in the statement of comprehensive income for all financial instruments on an accruals basis. Other changes in fair value for such instruments are recorded in accordance with the policies described in Note 2(b).

Dividend income is recognised on the ex-dividend date.

Net gains/(losses) on financial assets and financial liabilities held at fair value through profit or loss arising on a change in fair value are calculated as the difference between the fair value at the end of the year and the fair value at the previous valuation point. Net gains/(losses) do not include interest, dividend or distribution income. Realised and unrealised gains/(losses) are shown in the notes to the financial statements.

(f) Expenses

All expenses, including Responsible Entity's fees, are recognised in the statement of comprehensive income on an accrual basis.

(g) Income tax

Under current legislation, the Scheme is not subject to income tax provided it attributes the entirety of its taxable income to its unitholders.

(h) Distributions

In accordance with the Scheme's Constitution, the Scheme distributes income adjusted for amounts determined by the Responsible Entity, to unitholders by cash or reinvestment. The distributions are recognised in the statement of comprehensive income as finance costs attributable to unitholders.

(i) Increase/(decrease) in net assets attributable to unitholders

Income not distributed is included in net assets attributable to unitholders. Where the Scheme's units are classified as liabilities, movements in net assets attributable to unitholders are recognised in profit or loss as finance costs.

(j) Functional and presentation currency

Balances included in the Scheme's financial statements are measured using the currency of the primary economic environment in which it operates (the "functional currency"). This is the Australian dollar, which reflects the currency of the economy in which the Scheme competes for funds and is regulated. The Australian dollar is also the Scheme's presentation currency.

2 Summary of significant accounting policies (continued)

(k) Receivables

Receivables may include amounts for dividends, interest, trust distributions and securities sold where settlement has not yet occurred. Dividends and trust distributions are accrued when the right to receive payment is established (ex-date). Interest is accrued at the end of each year from the time of last payment in accordance with the policy set out in Note 2(e) above.

Amounts are generally received within 30 days of being recorded as receivables.

Receivables include such items as Reduced Input Tax Credits (RITC) and application monies receivable from unitholders.

(l) Payables

Payables include liabilities and accrued expenses owing by the Scheme which are unpaid as at the end of the year.

Trades are recorded on trade date and normally settled within three business days. Purchases of financial instruments that are unsettled at the end of each year are included in payables.

The distribution amount payable to unitholders at the end of each year is recognised separately in the statement of financial position when unitholders are presently entitled to the distributable income under the Scheme's Constitution.

(m) Applications and redemptions

Applications received for units in the Scheme are recorded net of any entry fees payable prior to the issue of units in the Scheme. Redemptions from the Scheme are recorded gross of any exit fees payable after the cancellation of units redeemed.

Unit redemption prices are determined in accordance with the Scheme's Constitution by reference to the net assets of the Scheme divided by the number of units on issue.

(n) Goods and services tax (GST)

Expenses of various services provided to the Scheme by third parties such as custodial services and investment management fees etc. are recognised net of the amount of associated GST, unless the GST incurred is not recoverable from the tax authority. In this case, it is recognised as part of the related expense or cost item.

Accounts payable and receivable are stated inclusive of the GST receivable and payable. The net amount of GST recoverable from, or payable to, the taxation authority is included in receivables or payables in the statement of financial position.

Cash flows relating to GST are included in the statement of cash flows on a gross basis.

(o) Use of judgement and estimates

The preparation of the Scheme's financial statements requires it to make judgements, estimates and assumptions that affect the reported amounts of assets and liabilities. Uncertainty about these assumptions and estimates could result in outcomes that could require a material adjustment to the carrying amount of the asset or liability affected in the future. However, estimates are continually evaluated and based on historical experience and other factors, including expectations of future events that are believed to be reasonable under the circumstances.

The Scheme's financial instruments are valued primarily based on the prices provided by independent pricing services.

When the fair values of the reported financial instruments cannot be derived from active markets, they are determined using prices obtained from inactive or unquoted markets and/or other valuation techniques. The inputs to these valuation techniques (if applicable) are taken from observable markets to the extent practicable. Where observable inputs are not available, the inputs may be estimated based on a degree of judgements and assumptions in establishing fair values.

Where appropriate, the outcomes of the valuation techniques that are used in establishing fair values are validated using prices from observable current market transactions for similar instruments (without modification or repackaging) or based on relevant available observable market data.

The determination of what constitutes 'observable' requires significant judgement by the Scheme. The Scheme considers observable data to be market data that is readily available, regularly distributed or updated, reliable and verifiable, not proprietary and provided by independent sources that are actively involved in the relevant market.

In addition, areas such as credit risk (both own and counterparty), volatilities and correlations require management to make estimates and judgements. Changes in assumptions about these factors could affect the reported fair value of financial instruments.

For certain other financial instruments, including amounts due from/to brokers, accounts payable and the carrying amounts approximate fair value due to the immediate or short-term nature of these financial instruments.

2 Summary of significant accounting policies (continued)

(p) New accounting standards and interpretations not yet adopted

Certain new accounting standards and interpretations have been published that are not mandatory for 30 June 2018 reporting periods and have not yet been applied in the financial statements. The Responsible Entity's assessment of the impact of these new standards (to the extent relevant to the Scheme) and interpretations is set out below:

i) AASB 9 Financial Instruments (and applicable amendments) (effective 1 January 2018)

AASB 9 *Financial Instruments* addresses the classification, measurement, recognition and derecognition of financial assets and financial liabilities. It has now also introduced revised rules for hedge accounting and impairment. The Standard is effective at 1 January 2018 but is available for early adoption. The Scheme does not expect this to have a significant impact on the recognition and measurement of the Scheme's financial instruments as they are carried at fair value through profit or loss. The derecognition rules have not been changed from the previous requirements and the Scheme does not apply hedge accounting. AASB 9 introduces a new impairment model. However, as the Scheme's investments are all held at fair value through profit or loss, the change in impairment rules will not impact the Scheme. The Scheme will apply AASB 9 in its financial statements for the year commencing 1 July 2018.

ii) AASB 15 Revenue from Contracts with Customers (effective 1 January 2018)

AASB 15 replaces AASB 118 *Revenue* which covers contracts for goods and services and AASB 111 *Construction Contracts* which covers construction contracts from 1 January 2018. AASB 15 is based on the notion that revenue is recognised when control of a good or service transfers to a customer. This notion of control replaces the existing notion of risks and rewards. The Scheme's main source of income includes interest, dividends/distributions and gains on financial instruments held at fair value through profit or loss. All of these are outside the scope of the Revenue standard. Consequently, the Scheme does not expect AASB 15 to have a significant impact on the Scheme's financial statements. The Scheme will apply AASB 15 in its financial statements for the year commencing 1 July 2018.

iii) AASB 2016-3 Amendments to Australian Accounting Standards – Clarifications to AASB 15 (effective 1 January 2018)

AASB 2016-3 amends AASB 15 *Revenue from Contracts with Customers* to clarify the requirements on identifying performance obligations, principal versus agent considerations and the timing of recognising revenue from granting a licence. It also provides further practical expedients on transition to AASB 15. No significant impact is expected upon adoption of the amendments. The Scheme will apply AASB 2016-3 in its financial statements for the year commencing 1 July 2018.

(q) Structured entities

The Scheme has assessed whether the funds in which it invests should be classified as structured entities. The Scheme has considered the voting rights and other similar rights afforded to investors in these funds, including the rights to remove the fund manager or redeem holdings. The Scheme has also considered whether these rights are the dominant factor in controlling the funds, or whether the contractual agreement with the fund manager is the dominant factor in controlling these funds. The Scheme has concluded that the funds in which it invests in are not structured entities.

(r) Rounding of amounts

The Scheme is an entity of a kind referred to in ASIC Corporations Instrument 2016/191, issued by the Australian Securities and Investments Commission, relating to the "rounding off" of amounts in the financial statements. Amounts in the financial statements have been rounded off to the nearest thousand dollars, where indicated.

3 Net gains/(losses) on financial instruments held at fair value through profit or loss

	2018 \$'000	2017 \$'000
Net unrealised gain on financial assets designated at fair value through profit or loss	20,280	11,352
Net realised gain/(loss) on financial assets designated at fair value through profit or loss	<u>2,225</u>	<u>(2,111)</u>
Total net gains on financial instruments held at fair value through profit or loss	<u>22,505</u>	<u>9,241</u>

4 Auditor's remuneration

The auditor's remuneration is paid directly by the Responsible Entity.

During the year the following fees were paid or payable for services provided by the auditor of the Scheme:

	2018	2017
	\$	\$
Audit services - PricewaterhouseCoopers		
Audit and review of financial statements	8,240	8,000
Taxation services - Ernst & Young		
Tax compliance services	3,240	3,480

5 Net assets attributable to unitholders - liability

As stipulated within the Scheme's Constitution, each unit represents a right to an individual share in the Scheme and does not extend to a right in the underlying assets of the Scheme. There are two classes of unitholders in the Scheme being Retail and Wholesale.

Movements in the number of units and net assets attributable to unitholders during the year were as follows:

	2018	2017	2018	2017
	No. '000	No. '000	\$'000	\$'000
Opening balance	70,074	101,005	86,196	141,914
Wholesale Class				
Applications	7,700	4,249	10,542	6,128
Redemptions	(7,730)	(35,361)	(10,448)	(51,273)
Units issued upon re-investment of distributions	2,446	338	3,030	471
	2,416	(30,774)	3,124	(44,674)
Retail Class				
Applications	14	17	19	25
Redemptions	(138)	(200)	(195)	(296)
Units issued upon re-investment of distributions	391	26	491	37
	267	(157)	315	(234)
Increase/(decrease) in net assets attributable to unitholders	-	-	11,371	(10,810)
Closing Balance	72,757	70,074	101,006	86,196

Capital risk management

The Scheme considers its net assets attributable to unitholders - liability as capital, notwithstanding that net assets attributable to unitholders are classified as a financial liability. The amount of net assets attributable to unitholders can change significantly on a daily basis as the Scheme is subject to daily applications and redemptions at the discretion of unitholders.

Daily applications and redemptions are reviewed relative to the liquidity of the Scheme's underlying assets on a daily basis by the Responsible Entity. Under the terms of the Scheme's Constitution, the Responsible Entity has the discretion to reject an application for units and to defer or adjust redemption of units if the exercise of such discretion is in the best interests of unitholders.

6 Distributions to unitholders

The distributions for the year were as follows:

	2018 \$'000	2018 CPU	2017 \$'000	2017 CPU
Distributions - Wholesale Class				
31 December	929	1.3290	1,294	1.7822
30 June (payable)	<u>9,958</u>	<u>14.1660</u>	<u>19,730</u>	<u>29.0647</u>
	<u>10,887</u>		<u>21,024</u>	
Distributions - Retail Class				
31 December	24	0.9796	34	1.5028
30 June (payable)	<u>347</u>	<u>14.1002</u>	<u>631</u>	<u>28.7979</u>
	<u>371</u>		<u>665</u>	
Total distributions	<u>11,258</u>		<u>21,689</u>	

7 Cash and cash equivalents

	2018 \$'000	2017 \$'000
Cash management trust	<u>3,869</u>	<u>2,149</u>
Total cash and cash equivalents	<u>3,869</u>	<u>2,149</u>

8 Financial assets held at fair value through profit or loss

	2018 \$'000	2017 \$'000
<i>Designated at fair value through profit or loss</i>		
Listed equities	<u>108,299</u>	<u>104,746</u>
Total financial assets held at fair value through profit or loss	<u>108,299</u>	<u>104,746</u>

An overview of the risk exposures relating to financial assets held at fair value through profit or loss is included in Note 9.

9 Financial risk management

(a) Objectives, strategies, policies and processes

The Scheme's activities may expose it to a variety of financial risks: market risk (including price risk, foreign exchange risk and interest rate risk), credit risk and liquidity risk.

The Scheme's overall risk management program focuses on ensuring compliance with the Scheme's disclosure documents and seeks to maximise the returns derived for the level of risk to which the Scheme is exposed. Financial risk management is carried out by an Investment Manager under policies approved by the Board of Directors of the Responsible Entity ("the Board").

The Scheme uses different methods to measure different types of risk to which it is exposed. These methods include sensitivity analysis in the case of interest rate, foreign exchange and other price risks and ratings analysis for credit risk.

As part of its risk management strategy, the Scheme may use derivatives and other investments, including bond futures, interest rate swaps and forward currency contracts, to manage exposures resulting from changes in interest rates, foreign currencies, equity price risks and exposures arising from forecast transactions.

(b) Market risk

Market risk is the risk that the fair value or future cash flows of a financial instrument will fluctuate because of changes in market prices. Market risk comprises three types of risk: price risk, foreign currency risk and interest rate risk. Market risk is managed and monitored using sensitivity analysis and minimised through ensuring that all investment activities are undertaken in accordance with established mandates and investment strategies.

The market risk disclosures are prepared on the basis of the Scheme's direct investments and not on a look through basis for investments held in the Scheme.

9 Financial risk management (continued)

(b) Market risk (continued)

The sensitivity of the Scheme's net assets attributable to unitholders (and profit/(loss) before finance costs attributable to unitholders) to price risk, foreign exchange risk and interest rate risk is measured by the reasonably possible movements approach. This approach is determined based on management's best estimate, having regard to a number of factors, including historical levels of changes in interest rates and foreign exchange rates, historical correlation of the Scheme's investments with the relevant benchmarks and market volatility. However, actual movements in the risk variables may be greater or less than anticipated due to a number of factors, including unusually large market shocks resulting from changes in the performance of the economies, markets and securities in which the Scheme invests. As a result, historic variations in the risk variables are not a definitive indicator of future variations in the risk variables.

The overall market exposures at year end were as follows:

	2018	2017
	\$'000	\$'000
Securities designated at fair value through profit or loss	<u>108,299</u>	<u>104,746</u>
	<u>108,299</u>	<u>104,746</u>

(i) Price risk

Price risk is the risk that the fair value or future cash flows of equities will fluctuate because of changes in market prices (other than those arising from interest rate risk or currency risk), whether those changes are caused by factors specific to the individual financial instrument or its issuer, or factors affecting all similar financial instruments traded in the market.

Price risk exposure arises from the Scheme's investment portfolio. The investments are classified on the statement of financial position as at fair value through profit or loss. All securities investments present a risk of loss of capital. Except for equities sold short, the maximum risk resulting from financial instruments is determined by the fair value of the financial instruments. Possible losses from equities sold short can be unlimited.

The Investment Manager mitigates this price risk through diversification and a careful selection of securities and other financial instruments within specified limits set by the Board.

The Scheme's overall market positions are monitored on a regular basis by the Scheme's Investment Manager. This information and the compliance with the Scheme's disclosure documents are reported to the relevant parties on a regular basis as deemed appropriate such as key management personnel, compliance committees and ultimately the Board.

If the equity prices had increased/(decreased) by the percentage indicated below, with all other variables held constant, the net assets attributable to unitholders (and profit/(loss) before finance costs attributable to unitholders) would have changed by the following amounts, approximately and respectively:

	Impact on net assets	
	attributable to unitholders	
	2018	2017
	\$'000	\$'000
Securities prices 2018: +10% (2017: +10%)	10,830	10,475
Securities prices 2018: -10% (2017: -10%)	(10,830)	(10,475)

These changes are calculated on an undiscounted basis. The analysis is performed on the same basis for 2018 and 2017.

(ii) Foreign exchange risk

There was no significant direct foreign exchange risk in the Scheme as at 30 June 2018 (2017: Nil).

(iii) Interest rate risk

Interest rate risk is the risk that the fair value or future cash flows of a financial instrument will fluctuate because of changes in market interest rates.

The Scheme's interest bearing financial assets and financial liabilities expose it to risks associated with the effects of fluctuations in the prevailing levels of market interest rates on its financial position and cash flows. The Scheme has established limits on investments in interest bearing assets, which are monitored on a daily basis. The Scheme may use derivatives to hedge against unexpected increases in interest rates and/or multiple rollover dates for debt instruments to manage repricing risk. The interest rate risk is measured using sensitivity analysis.

In accordance with the Scheme's policy, the Investment Manager monitors the Scheme's overall interest sensitivity on a regular basis. This information and the compliance with the Scheme's policy are reported to the relevant parties on a regular basis as deemed appropriate such as key management personnel, compliance committees and ultimately the Board.

9 Financial risk management (continued)

(b) Market risk (continued)

(iii) Interest rate risk (continued)

The Scheme has direct exposure to interest rate changes on the valuation and cash flows of its interest bearing assets and liabilities. However, it may also be indirectly affected by the impact of interest rate changes on the earnings of certain entities in which the Scheme invests and impact on the valuation of certain assets that use interest rates as an input in their valuation model. Therefore, the sensitivity analysis may not fully indicate the total effect on the Scheme's net assets attributable to unitholders of future movements in interest rates.

The table below summarises the Scheme's exposure to interest rate risks. It includes the Scheme's assets and liabilities at fair values, categorised by the maturity dates:

2018	Floating interest rate \$'000	3 months or less \$'000	4 to 12 months \$'000	1 to 5 years \$'000	Over 5 years \$'000	Non- interest bearing \$'000	Total \$'000
Assets							
Cash and cash equivalents	3,869	-	-	-	-	-	3,869
Receivables	-	-	-	-	-	758	758
Financial assets held at fair value through profit or loss							
<i>Designated at fair value through profit or loss</i>							
Listed Equities	-	-	-	-	-	108,299	108,299
Total assets	3,869	-	-	-	-	109,057	112,926
Liabilities							
Distributions payable	-	-	-	-	-	10,305	10,305
Payables	-	-	-	-	-	1,615	1,615
Total liabilities	-	-	-	-	-	11,920	11,920
Net assets attributable to unitholders	3,869	-	-	-	-	97,137	101,006
2017	Floating interest rate \$'000	3 months or less \$'000	4 to 12 months \$'000	1 to 5 years \$'000	Over 5 years \$'000	Non- interest bearing \$'000	Total \$'000
Assets							
Cash and cash equivalents	2,149	-	-	-	-	-	2,149
Receivables	-	-	-	-	-	800	800
Financial assets held at fair value through profit or loss							
<i>Designated at fair value through profit or loss</i>							
Listed equities	-	-	-	-	-	104,746	104,746
Total assets	2,149	-	-	-	-	105,546	107,695
Liabilities							
Distributions payable	-	-	-	-	-	20,361	20,361
Payables	-	-	-	-	-	1,138	1,138
Total liabilities	-	-	-	-	-	21,499	21,499
Net assets attributable to unitholders	2,149	-	-	-	-	84,047	86,196

(c) Credit risk

Credit risk is the risk that one party to a financial instrument will cause a financial loss for the other party by failing to discharge an obligation.

Credit risk primarily arises from cash and cash equivalents and deposits with banks and other financial institutions.

With respect to credit risk arising from the financial assets of the Scheme, other than derivatives, the Scheme's exposure to credit risk arises from default of the counterparty, with the current exposure equal to the fair value of these investments as disclosed in the statement of financial position. This does not represent the maximum risk exposure that could arise in the future as a result of changes in values, but best represents the current maximum exposure at the end of the year.

Credit risk arising from derivative financial instruments is, at any time, limited to those with positive fair values.

All transactions in listed securities are settled/paid for upon delivery using approved brokers. The risk of default is considered low, as delivery of securities sold is only made once the broker has received payment. Payment is made once purchase of the securities has been received by the broker. The trade will fail if either party fails to meet its obligations.

9 Financial risk management (continued)

(c) Credit risk (continued)

The Scheme holds no collateral as security or any other credit enhancements. There are no financial assets that are past due or impaired, or would otherwise be past due or impaired.

Counterparty credit limits and the list of authorised brokers are reviewed by the relevant parties within the Responsible Entity on a regular basis as deemed appropriate.

In accordance with the Scheme's policy, the Investment Manager monitors the Scheme's credit position on a regular basis. This information and the compliance with the Scheme's policy are reported to the relevant parties on a regular basis as deemed appropriate such as key management personnel, compliance committees and ultimately the Board.

(d) Concentrations of risk

Concentrations of risk arise when a number of financial instruments are entered into with the same counterparty, or where a number of counterparties are engaged in similar business activities, or activities in the same geographical region, or have similar economic conditions. These similarities would cause the counterparties' liabilities to meet the contractual obligations to be similarly affected by certain changes in the risk variables.

The concentrations of risk are monitored by the Investment Manager to ensure they are within acceptable limits by reducing the exposures or by other means as deemed appropriate.

Concentrations of risk are managed by industry sector for equity instruments and by counterparty for debt instruments and selected derivatives.

The Scheme has disclosed the most significant counterparties by concentration of risk. "Other" represents multiple counterparties by concentration of risk which individually are of lesser significance.

Based on the concentrations of risk that are managed by industry sector and/or counterparty, the following investments can be analysed by the industry sector and/or counterparty as at 30 June 2018 and 30 June 2017:

	2018 \$'000	2017 \$'000
Financials	25,447	29,758
Health care	21,846	26,722
Materials	19,117	17,884
Consumer discretionary	16,125	14,374
Industrials	4,036	574
Other	21,728	15,434
Total	108,299	104,746

(e) Liquidity risk

Liquidity risk is the risk that an entity will encounter difficulty in meeting obligations associated with financial liabilities that are settled by delivering cash or another financial asset. This risk is controlled through the Scheme's investment in financial instruments which under normal market conditions are readily convertible to cash. In addition, the Scheme maintains sufficient cash and cash equivalents to meet normal operating requirements.

The Scheme may be exposed to daily cash redemptions of redeemable units and daily margin calls on derivatives. It therefore primarily holds investments that are traded in active markets and can be readily disposed of.

The Scheme's investments may include listed securities that are considered readily realisable, as they are listed on recognised stock exchanges.

The Scheme may, from time to time, invest in derivative contracts traded over the counter, which are not traded in an organised market and may be illiquid. As a result, the Scheme may not be able to liquidate quickly its investments in these instruments at an amount close to their fair value to meet its liquidity requirements or to respond to specific events such as deterioration in the creditworthiness of any particular issuer. No such investments were held at the end of the year.

The Scheme's policy is to hold a significant proportion of its investments in liquid assets.

Under the terms of its Constitution, the Scheme has the ability to manage liquidity risk by delaying redemptions to unitholders, if necessary, until the funds are available to pay them.

Units are redeemed on demand at the unitholders option. However, the Responsible Entity does not envisage that the contractual maturity disclosed in the table below will be representative of the actual cash outflows, as holders of these instruments typically retain them for the medium to long term.

9 Financial risk management (continued)

(e) Liquidity risk (continued)

In accordance with the Scheme's policy, the Investment Manager monitors the Scheme's liquidity position on a regular basis. This information and the compliance with the Scheme's policy are reported to the relevant parties on a regular basis as deemed appropriate such as key management personnel, compliance committees and ultimately the Board.

Maturity analysis for financial liabilities

The table below summarises the maturity profile of the Scheme's financial liabilities and redeemable units based on the remaining period at the end of the year to the contractual maturity date. The amounts in the table are the contractual undiscounted cash flows.

2018	Under 1 month \$'000	1-3 months \$'000	3-12 months \$'000	Over 12 months \$'000
Financial liabilities:				
Distributions payable	10,305	-	-	-
Payables	1,615	-	-	-
Net assets attributable to unit holders	<u>101,006</u>	<u>-</u>	<u>-</u>	<u>-</u>
Total financial liabilities	<u>112,926</u>	<u>-</u>	<u>-</u>	<u>-</u>
2017	Under 1 month \$'000	1-3 months \$'000	3-12 months \$'000	Over 12 months \$'000
Financial liabilities:				
Distributions payable	20,361	-	-	-
Payables	1,138	-	-	-
Net assets attributable to unitholders	<u>86,196</u>	<u>-</u>	<u>-</u>	<u>-</u>
Total financial liabilities	<u>107,695</u>	<u>-</u>	<u>-</u>	<u>-</u>

As disclosed above, the Investment Manager manages the Scheme's liquidity risk by investing predominantly in liquid assets that it expects to be able to liquidate within seven days or less. Liquid assets include cash and cash equivalents and listed equities. As at 30 June 2018, these assets amounted to \$112,167,819 (2017: \$106,894,766).

Investment in the Australian Unity Wholesale Cash Fund is included in the liquid assets of the Scheme above.

(f) Estimation of fair values of financial assets and liabilities

The carrying amounts of all the Scheme's financial assets and financial liabilities at the end of the year approximated their fair values.

The Scheme values its investments in accordance with the accounting policies set out in Note 2.

For the years ended 30 June 2018 and 30 June 2017, the Scheme did not include financial assets that were determined using valuation techniques. The fair values of the Scheme's financial assets for the years then ended were determined directly, in full or in part, by reference to quoted prices that were available from various sources, such as exchanges, dealers, brokers, industry groups and pricing services.

(g) Fair value hierarchy

The Scheme is required to classify fair value measurements using a fair value hierarchy that reflects the subjectivity of the inputs used in making the measurements. The fair value hierarchy has the following levels:

- Level 1: Quoted prices (unadjusted) in active markets for identical assets or liabilities.
- Level 2: Inputs other than quoted prices included within level 1 that are observable for the asset or liability, either directly (that is, as prices) or indirectly (that is, derived from prices).
- Level 3: Inputs for the asset or liability that are not based on observable market data (that is, unobservable inputs).

The level in the fair value hierarchy within which the fair value measurement is categorised in its entirety is determined on the basis of the lowest level input that is significant to the fair value measurement in its entirety. For this purpose, the significance of an input is assessed against the fair value measurement in its entirety. If a fair value measurement uses observable inputs that require significant adjustment based on unobservable inputs, that measurement is a level 3 measurement. Assessing the significance of a particular input to the fair value measurement in its entirety requires judgement, considering factors specific to the asset or liability.

The determination of what constitutes "observable" requires significant judgement by the Responsible Entity. The Responsible Entity considers observable data to be the market data that is readily available, regularly distributed or updated, reliable and verifiable, not proprietary and provided by independent sources that are actively involved in the relevant market.

9 Financial risk management (continued)

(g) Fair value hierarchy (continued)

The table below sets out the Scheme's financial assets and liabilities (by class) measured at fair value according to the fair value hierarchy at the reporting date.

All fair value measurements disclosed are recurring fair value measurements.

2018	Level 1 \$'000	Level 2 \$'000	Level 3 \$'000	Total \$'000
Financial assets				
<i>Financial assets designated at fair value through profit or loss at inception:</i>				
Listed equities	<u>108,299</u>	-	-	<u>108,299</u>
Total financial assets	<u>108,299</u>	-	-	<u>108,299</u>
30 June 2017	Level 1 \$'000	Level 2 \$'000	Level 3 \$'000	Total \$'000
Financial assets				
<i>Financial assets designated at fair value through profit or loss at inception:</i>				
Listed equities	<u>104,746</u>	-	-	<u>104,746</u>
Total financial assets	<u>104,746</u>	-	-	<u>104,746</u>

The pricing for the majority of the Scheme's investments is generally sourced from independent pricing sources, the relevant Investment Managers or reliable brokers' quotes.

Investments whose values are based on quoted market prices in active markets, e.g. recognised stock exchanges and therefore classified within level 1, include active listed equities and exchange traded derivatives.

Financial instruments that trade in markets that are not considered to be active but are valued based on quoted market prices, dealer quotations or alternative pricing sources supported by observable inputs are classified within level 2. The observable inputs include prices and/or those derived from prices. The level 2 instruments include investment grade corporate bonds and over the counter derivatives.

The Scheme's policy is to recognise transfers into and out of fair value hierarchy levels as at the end of the year. There were no transfers between levels 1, 2 and 3 of the fair value hierarchy during the year (30 June 2017: Nil).

10 Related party transactions

Responsible Entity

The Responsible Entity of Platypus Australian Equities Fund is Australian Unity Funds Management Limited (ABN 60 071 497 115) whose immediate and ultimate Parent Entity is Australian Unity Limited (ABN 23 087 648 888).

Key management personnel

(a) Directors

Key management personnel include persons who were directors of Australian Unity Funds Management Limited at any time during the year as follows:

Rohan Mead, Chairman and Group Managing Director
David Bryant, Chief Executive Officer, Wealth & Capital Markets and Chief Investments Officer
Esther Kerr-Smith, Group Executive Finance & Strategy (appointed 23 October 2017)
Kevin McCoy, Chief Executive Officer, Independent & Assisted Living (resigned 27 November 2017)

(b) Other key management personnel

There were no other persons with responsibility for planning, directing and controlling the activities of the Scheme, directly or indirectly during the year.

Other transactions within the Scheme

From time to time directors of Australian Unity Funds Management Limited, or their director related entities, may invest in or withdraw from the Scheme. These investments or withdrawals are on the same terms and conditions as those entered into by other Scheme investors and are trivial in nature.

10 Related party transactions (continued)

Responsible Entity's fees and other transactions

Under the terms of the Scheme's Constitution, the Responsible Entity is entitled to receive Responsible Entity's fees, calculated by reference to the average daily net assets (excluding net assets attributable to unitholders) of the Scheme.

Administration expenses incurred in the day to day running of the Scheme are reimbursed in accordance with the Scheme's Constitution.

The transactions during the year and amounts payable at year end between the Scheme and the Responsible Entity were as follows:

	2018 \$	2017 \$
Responsible Entity's fees for the year paid by the Scheme to the Responsible Entity	<u>950,703</u>	1,131,523
Administration expenses (audit fees inclusive) incurred by the Responsible Entity which are reimbursed in accordance with the Scheme's Constitution	<u>115,634</u>	136,302
Performance management fees for the year paid by the Scheme to the Responsible Entity	<u>1,420,694</u>	-
Aggregate amounts payable to the Responsible Entity at the end of the year	<u>1,517,801</u>	95,921

Related party scheme's unitholdings

Parties related to the Scheme (including Australian Unity Funds Management Limited, its related parties and other schemes managed by Australian Unity Funds Management Limited) held units in the Scheme as follows:

2018 Unitholder	No. of units held opening	No. of units held closing	Fair value of investment \$*	Interest held %	No. of units acquired	No. of units disposed	Distributions paid/payable \$
Australian Unity Health Limited	2,521,208	4,122,394	6,323,341	5.66	1,691,062	(89,876)	616,291
Other Related Parties**	<u>11,506,757</u>	<u>10,975,349</u>	<u>16,835,089</u>	<u>15.08</u>	<u>3,351,473</u>	<u>(3,882,881)</u>	<u>1,720,341</u>
	<u>14,027,965</u>	<u>15,097,743</u>	<u>23,158,430</u>	<u>20.74</u>	<u>5,042,535</u>	<u>(3,972,757)</u>	<u>2,336,632</u>
2017 Unitholder	No. of units held opening	No. of units held closing	Fair value of investment \$*	Interest held %	No. of units acquired	No. of units disposed	Distributions paid/payable \$
Australian Unity Health Limited	2,548,579	2,521,208	3,842,069	3.60	1,444	(28,815)	778,228
Other Related Parties**	<u>12,461,310</u>	<u>12,246,721</u>	<u>18,662,776</u>	<u>17.47</u>	<u>1,472,906</u>	<u>(1,687,495)</u>	<u>3,786,220</u>
	<u>15,009,889</u>	<u>14,767,929</u>	<u>22,504,845</u>	<u>21.07</u>	<u>1,474,350</u>	<u>(1,716,310)</u>	<u>4,564,448</u>

* Fair value of investment includes accrued distribution at the end of the year.

** Other related parties consists of investors with holdings of less than 5%. Effective from 31 October 2017, Grand United Health is no longer a related party unitholder due to the completion of its sale to nib holdings limited. The 2017 units held closing will not reconcile with 2018 units held opening as a result of this change.

Investments

The Scheme held investments in the following schemes which are also managed by Australian Unity Funds Management Limited or its related parties.

2018	No. of units held opening	No. of units held closing	Fair value of investment \$*	Interest held %	No. of units acquired	No. of units disposed	Distributions received or receivable \$
Australian Unity Wholesale Cash Fund	2,148,530	3,869,104	3,869,104	0.52	47,211,472	(45,490,898)	32,676
	<u>2,148,530</u>	<u>3,869,104</u>	<u>3,869,104</u>		<u>47,211,472</u>	<u>(45,490,898)</u>	<u>32,676</u>

10 Related party transactions (continued)

2017	No. of units held opening	No. of units held closing	Fair value of investment \$*	Interest held %	No. of units acquired	No. of units disposed	Distributions received or receivable \$
Australian Unity Wholesale Cash Fund	<u>10,131,268</u>	<u>2,148,530</u>	<u>2,148,530</u>	0.33	<u>48,362,076</u>	<u>(56,344,814)</u>	<u>68,582</u>
	<u>10,131,268</u>	<u>2,148,530</u>	<u>2,148,530</u>		<u>48,362,076</u>	<u>(56,344,814)</u>	<u>68,582</u>

* Fair value of investment includes accrued distribution at the end of the year.

11 Reconciliation of profit/(loss) to net cash inflow/(outflow) from operating activities

	2018 \$'000	2017 \$'000
Increase/(decrease) in net assets attributable to unitholders	11,371	(10,810)
Distributions to unitholders	11,258	21,689
Sale of financial instruments held at fair value through profit or loss	79,925	101,361
Purchase of financial instruments held at fair value through profit or loss	(61,620)	(90,578)
Net gains on financial instruments held at fair value through profit or loss	(22,505)	(9,241)
Net change in receivables	(190)	260
Net change in payables	1,420	(31)
Net cash inflow from operating activities	<u>19,659</u>	<u>12,650</u>

12 Events occurring after end of year

The directors of the Responsible Entity are not aware of any matter or circumstance arising since the end of the year which would impact on the financial position of the Scheme disclosed in the statement of financial position as at 30 June 2018 or on the results and cash flows of the Scheme for the year ended on that date.

13 Contingent assets and liabilities and commitments


There are no outstanding contingent assets, liabilities or commitments as at 30 June 2018 and 30 June 2017.

Directors' declaration


In the opinion of the directors of the Responsible Entity:

- (a) The financial statements and notes set out on pages 6 to 24 are in accordance with the *Corporations Act 2001*, including:
 - (i) complying with Australian Accounting Standards, the *Corporations Regulations 2001* and other mandatory professional reporting requirements; and
 - (ii) giving a true and fair view of the Scheme's financial position as at 30 June 2018 and of its performance, as represented by the results of its operations and cash flows, for the year ended on that date; and
- (b) There are reasonable grounds to believe that the Scheme will be able to pay its debts as and when they become due and payable.
- (c) The financial statements are in accordance with the Scheme's Constitution.
- (d) Note 2(a) confirms that the financial statements also comply with International Financial Reporting Standards as issued by the International Accounting Standards Board.

This declaration is made in accordance with a resolution of the directors.



Director



Director

20 September 2018



Independent auditor's report

To the unitholders of Platypus Australian Equities Fund

Our opinion

In our opinion:

The accompanying financial report of Platypus Australian Equities Fund (the Scheme) is in accordance with the *Corporations Act 2001*, including:

- (a) giving a true and fair view of the Scheme's financial position as at 30 June 2018 and of its financial performance for the year then ended
- (b) complying with Australian Accounting Standards and the *Corporations Regulations 2001*.

What we have audited

The financial report comprises:

- the statement of financial position as at 30 June 2018
- the statement of comprehensive income for the year then ended
- the statement of changes in net assets attributable to unitholders – liability for the year then ended
- the statement of cash flows for the year then ended
- the notes to the financial statements, which include a summary of significant accounting policies
- the directors of the Responsible Entity's declaration.

Basis for opinion

We conducted our audit in accordance with Australian Auditing Standards. Our responsibilities under those standards are further described in the *Auditor's responsibilities for the audit of the financial report* section of our report.

We believe that the audit evidence we have obtained is sufficient and appropriate to provide a basis for our opinion.

Independence

We are independent of the Scheme in accordance with the auditor independence requirements of the *Corporations Act 2001* and the ethical requirements of the Accounting Professional and Ethical Standards Board's APES 110 *Code of Ethics for Professional Accountants* (the Code) that are relevant to our audit of the financial report in Australia. We have also fulfilled our other ethical responsibilities in accordance with the Code.

Other information

The Directors of Australian Unity Funds Management Limited (the "Responsible Entity") are responsible for the other information. The other information comprises the information included in the annual financial report for the year ended 30 June 2018, including the directors' report, but does not include the financial report and our auditor's report thereon.

PricewaterhouseCoopers, ABN 52 780 433 757
2 Riverside Quay, SOUTHBANK VIC 3006, GPO Box 1331, MELBOURNE VIC 3001
T: 61 3 8603 1000, F: 61 3 8603 1999, www.pwc.com.au

Liability limited by a scheme approved under Professional Standards Legislation.



Our opinion on the financial report does not cover the other information and accordingly we do not express any form of assurance conclusion thereon.

In connection with our audit of the financial report, our responsibility is to read the other information identified above and, in doing so, consider whether the other information is materially inconsistent with the financial report or our knowledge obtained in the audit, or otherwise appears to be materially misstated.

If, based on the work we have performed on the other information obtained prior to the date of this auditor's report, we conclude that there is a material misstatement of this other information, we are required to report that fact. We have nothing to report in this regard.

Responsibilities of the directors of the Responsible Entity for the financial report

The directors of the Responsible Entity of the Scheme are responsible for the preparation of the financial report that gives a true and fair view in accordance with Australian Accounting Standards and *Corporations Act 2001* and for such internal control as the directors of the Responsible Entity determine is necessary to enable the preparation of the financial report that gives a true and fair view and is free from material misstatement, whether due to fraud or error.

In preparing the financial report, the directors of the Responsible Entity are responsible for assessing the ability of the Scheme to continue as a going concern, disclosing, as applicable, matters related to going concern and using the going concern basis of accounting unless the directors of the Responsible Entity either intend to liquidate the Scheme or to cease operations, or have no realistic alternative but to do so.

Auditor's responsibilities for the audit of the financial report

Our objectives are to obtain reasonable assurance about whether the financial report as a whole is free from material misstatement, whether due to fraud or error, and to issue an auditor's report that includes our opinion. Reasonable assurance is a high level of assurance, but is not a guarantee that an audit conducted in accordance with the Australian Auditing Standards will always detect a material misstatement when it exists. Misstatements can arise from fraud or error and are considered material if, individually or in the aggregate, they could reasonably be expected to influence the economic decisions of users taken on the basis of the financial report.

A further description of our responsibilities for the audit of the financial report is located at the Auditing and Assurance Standards Board website at: http://www.auasb.gov.au/auditors_responsibilities/ar4.pdf. This description forms part of our auditor's report.



Matters relating to the electronic presentation of the audited financial report

This auditor's report relates to the financial report of Platypus Australian Equities Fund for the year ended 30 June 2018 included on Australian Unity's web site. The directors of the Responsible Entity of the Scheme are responsible for the integrity of Australian Unity's web site. We have not been engaged to report on the integrity of this web site. The auditor's report refers only to the financial report named above. It does not provide an opinion on any other information which may have been hyperlinked to/from the financial report. If users of this report are concerned with the inherent risks arising from electronic data communications they are advised to refer to the hard copy of the audited financial report to confirm the information included in the audited financial report presented on this web site.

PricewaterhouseCoopers

PricewaterhouseCoopers

A handwritten signature in black ink, appearing to read 'G. Sagonas', written over a horizontal line.

George Sagonas
Partner

Melbourne
20 September 2018